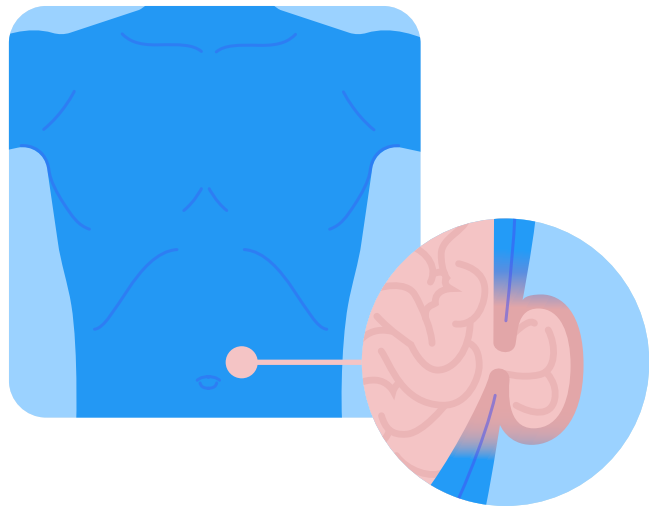


Hernias don't heal. But they can be fixed.

If you have a ventral hernia, you probably know that they don't go away or improve over time. The only way to repair a ventral hernia is with surgery. If you and your doctor have decided that surgery is right for you, discuss all options with your doctor, including da Vinci surgery.



What is a ventral hernia?

A ventral hernia happens when there's a tear, gap, or hole in your abdominal wall. The opening allows the inner lining of your belly to pop through. This creates a pouch that may contain fat and internal tissue. You might see a bulge when you look down at your belly or see it in the mirror.

When the hernia is small, you may be able to push the tissue back inside. Over time, the muscles around the gap can weaken, making the opening too large to push the tissue back in place.

Why ventral hernias happen

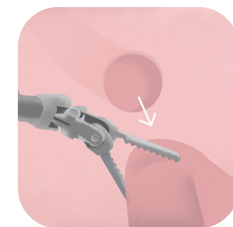
You can be born with a muscle opening that leads to a ventral hernia. You can develop a muscle tear or gap with age, weight gain, or because of an injury. You might also develop a hernia after surgery, near where the doctor made an incision (cut) into the muscle.

Why doctors recommend ventral hernia repair surgery

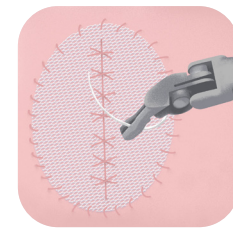
Ventral hernias may be painful, especially as the opening gets bigger and the muscles and tissues become inflamed. But even painless hernias can become a problem.

If the internal tissue that slips through the gap becomes trapped and won't move back inside, you may become very sick and need emergency surgery. Your doctor may recommend a planned hernia surgery to help you avoid a painful medical emergency.

Hernia surgery explained



During hernia repair surgery, your surgeon moves the internal tissue that has poked through back to where it belongs. Your surgeon then closes the muscle opening.



Surgeons have different ways of closing the opening, depending on its size and location. They may use stitches first and then place a piece of mesh over the stitches to reinforce the repair.

Types of hernia repair surgeries

Surgeons can perform hernia repair surgery using a traditional open approach or minimally invasive surgery. Open surgery requires an incision (cut) in your belly long enough for the surgeon to see inside and use hand-held instruments.

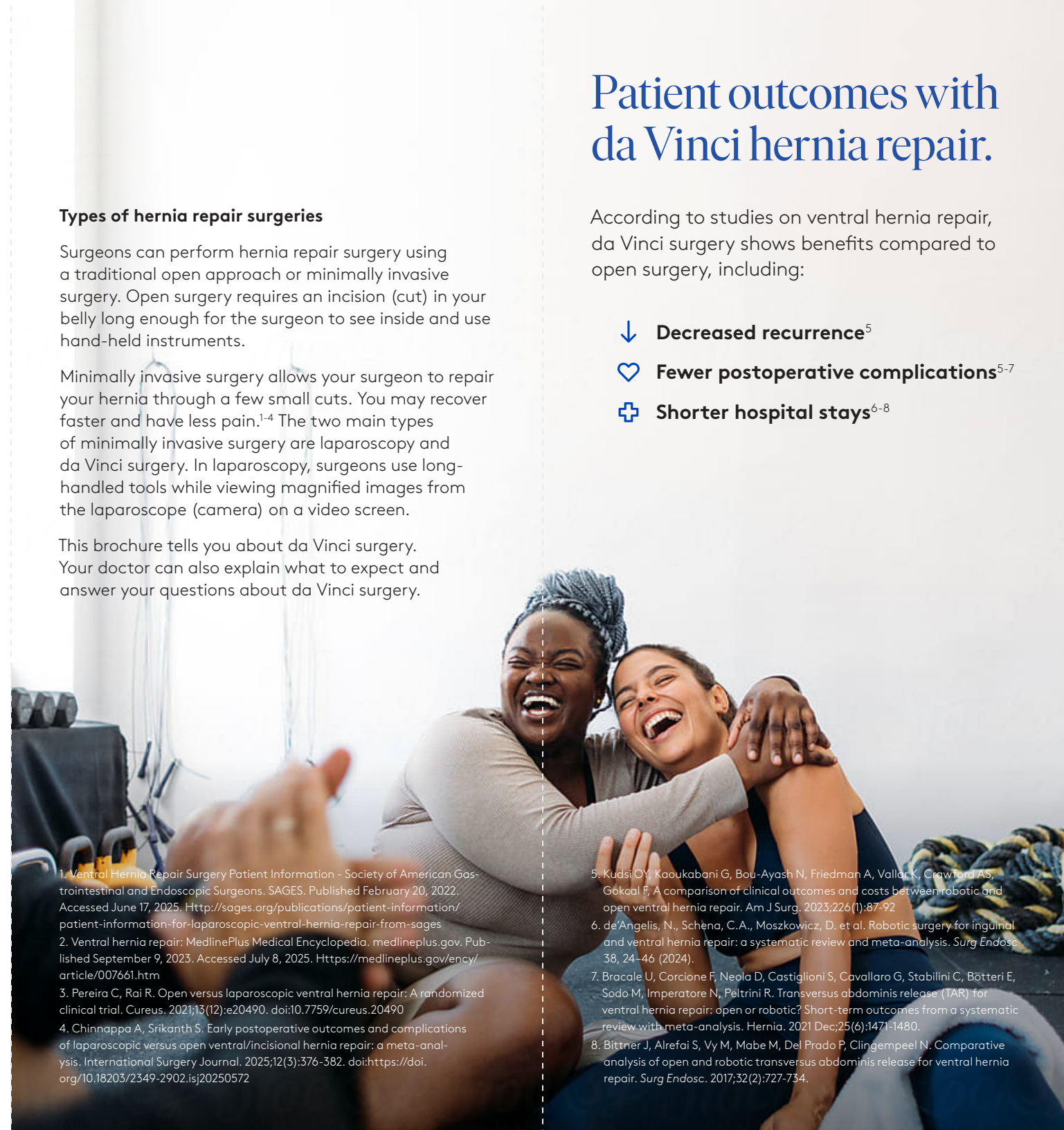
Minimally invasive surgery allows your surgeon to repair your hernia through a few small cuts. You may recover faster and have less pain.¹⁻⁴ The two main types of minimally invasive surgery are laparoscopy and da Vinci surgery. In laparoscopy, surgeons use long-handled tools while viewing magnified images from the laparoscope (camera) on a video screen.

This brochure tells you about da Vinci surgery. Your doctor can also explain what to expect and answer your questions about da Vinci surgery.

Patient outcomes with da Vinci hernia repair.

According to studies on ventral hernia repair, da Vinci surgery shows benefits compared to open surgery, including:

- ↓ **Decreased recurrence**⁵
- ♥ **Fewer postoperative complications**⁵⁻⁷
- ✚ **Shorter hospital stays**⁶⁻⁸



Learn more about
da Vinci hernia repair.

© 2025 Intuitive Surgical Operations, Inc. All rights reserved. Product and brand names/logos, including Intuitive, da Vinci, and Ion, are trademarks or registered trademarks of Intuitive Surgical or their respective owner. See intuitive.com/trademarks.

MAT07886 v1 US 9/2025

1. Ventral Hernia Repair Surgery Patient Information - Society of American Gastrointestinal and Endoscopic Surgeons. SAGES. Published February 20, 2022. Accessed June 17, 2025. <http://sages.org/publications/patient-information/patient-information-for-laparoscopic-ventral-hernia-repair-from-sages>
2. Ventral hernia repair: MedlinePlus Medical Encyclopedia. medlineplus.gov. Published September 9, 2023. Accessed July 8, 2025. <https://medlineplus.gov/ency/article/007661.htm>
3. Pereira C, Rai R. Open versus laparoscopic ventral hernia repair: A randomized clinical trial. *Cureus*. 2021;13(12):e20490. doi:10.7759/cureus.20490
4. Chinnappa A, Srikanth S. Early postoperative outcomes and complications of laparoscopic versus open ventral/incisional hernia repair: a meta-analysis. *International Surgery Journal*. 2025;12(3):376-382. doi:https://doi.org/10.18203/2349-2902.isj20250572

5. Kudsi OY, Kaoukabani G, Bou-Ayash N, Friedman A, Vallac K, Crawford AS, Gokcal F. A comparison of clinical outcomes and costs between robotic and open ventral hernia repair. *Am J Surg*. 2023;226(1):87-92
6. de'Angelis N, Schena C, Moszkowicz D, et al. Robotic surgery for inguinal and ventral hernia repair: a systematic review and meta-analysis. *Surg Endosc*. 38, 24-46 (2024).
7. Bracale U, Corcione F, Neola D, Castiglioni S, Cavallaro G, Stabilini C, Bötteri E, Sodo M, Imperatore N, Peltrini R. Transversus abdominis release (TAR) for ventral hernia repair: open or robotic? Short-term outcomes from a systematic review with meta-analysis. *Hernia*. 2021 Dec;25(6):1471-1480.
8. Bittner J, Alrefai S, Vy M, Mabe M, Del Prado P, Clingempeel N. Comparative analysis of open and robotic transversus abdominis release for ventral hernia repair. *Surg Endosc*. 2017;32(2):727-734.

What is da Vinci surgery?

Surgeons have used da Vinci systems to perform robotic-assisted surgery for over 25 years. Da Vinci surgery is the most common way surgeons perform many operations, including lung and prostate surgeries.⁹ People usually spend less time in the hospital after da Vinci surgery compared to open surgery, which means patients can get back to what matters most.¹⁰

Your surgeon is with you in the operating room, seated at a console. From the console, your surgeon controls the instruments to perform your surgery.

Your surgeon performs the surgery, not a robot.

While da Vinci surgery is called robotic-assisted surgery, robots don't perform surgery. Your surgeon does. The da Vinci system's advanced instruments and technology give your surgeon tools to use during surgery.

Through a 3D high-definition camera, your surgeon can see your anatomy better than with the human eye alone.

Your surgeon uses tiny, wristed instruments that move in more ways than the human hand.

Why surgeons choose da Vinci systems for their surgeries.



Surgeons can perform complex surgeries through a few small incisions.



Surgeons have a 10x magnified 3D view of where they're operating and the instruments they're using.



Surgeons are in control. Their hands move the tiny instruments in real time.



Da Vinci systems allow your surgeon to operate with smooth precision.


Important safety information

Patients should talk to their doctor to decide if surgery with a da Vinci system is right for them. Patients and doctors should review all available information on nonsurgical and surgical options and associated risks in order to make an informed decision.

Serious complications may occur in any surgery, including da Vinci surgery, up to and including death. Serious risks include, but are not limited to, injury to tissues and organs and conversion to other surgical techniques which could result in a longer operative time and/or increased complications. For summary of the risks associated with surgery refer to www.intuitive.com/safety.

For important safety information, including surgical risks and considerations, please refer to intuitive.com/safety.

Individuals' outcomes may depend on a number of factors—including but not limited to—patient characteristics, disease characteristics, and/or surgeon experience.



Now is the perfect time.

Ask your doctor about ventral hernia repair with da Vinci.

INTUITIVE

9. Data on file at Intuitive, August 2024.

10. Ricciardi R, Seshadri-Kreaden U, Yankovsky A, et al. The COMPARE Study: Comparing Perioperative Outcomes of Oncologic Minimally Invasive Laparoscopic, da Vinci Robotic, and Open Procedures: A Systematic Review and Meta-analysis of the Evidence. *Ann Surg.* 2025;281(5):748-763. doi:10.1097/SLA.0000000000006572